

North Atlanta O-Gauge Railroad Club



The Monthly Newsletter of the North Atlanta O-Gauge Railroad Club

Issue # 1 - Jan 2009

Hobby Town Update

Follow the progress of the NAOGRRC layout at Hobby Town USA in Kennesaw, GA.

Page 2

Train Dr. Ted

Dr. Ted answers questions about sick trains.

Page 3



Layout of the Month

Each month we highlight a layout from one of the members of NAOGRRC with tips and ideas for all.

Page 4

Les and his Time Machine



Train stories from the old days when toy trains were every child's dream.

Page 4

Meeting Minutes

Just in case you missed it, all of the minutes from the meeting are here.

Page 5

Calendar

Keep up to date on what the NAOGRRC is doing in the next few weeks.


Page 5



Our First Newsletter!

...From the cab of his locomotive, the engineer looks ahead at the long stretch of steel rail illuminated by the headlight's brilliant beam. Perhaps it hasn't occurred to you, but that beam symbolizes, in a sense, the light of Freedom pointing the way to a better future.....a "clear track ahead"

This quote is from a 1940's poster by the progressive Union Pacific Railroad. The poster was circulated to demonstrate support for WWII and the role of trains and engineers in the war effort.



The title of our newsletter is from this 1940's poster by the Union Pacific Railroad

We are expanding

As our club membership grows and we become more involved in community activities and layouts, we need a method to communicate our progress.

What should be in our newsletter?

In this premiere issue of the newsletter, we drafted some ideas and articles we thought would be of interest to the membership. The newsletter is also a way of disseminating information to members who are unable to attend the monthly meeting. All meeting minutes will be published in this newsletter shortly after the meeting.

In the future, we would like to keep space open in the newsletter for train related items, news, and articles that ANY member may want to share in any month. Perhaps a member would like to write a column every month on a specific subject. Several suggestions so far have been: a column on scenery such as how to ballast, mountain making, special wiring, etc. and a column for members' favorite item they have and why that piece is special.

This newsletter is dynamic and responsive to the needs of the membership. Any suggestions for content in the newsletter should be communicated to Ted or Cookie via email.



Hobby Town Layout Update

From the Minutes of the 1/15/09 meeting

Schedule- Keep watching emails for schedules of the work at Hobby Town- usually from Ron.

Scenery- Scenery support and tunnel linings are being made with geodesic foam. Next project will be the trestles and there will be some more workshops at Bill's place. Emails will be sent out.

Weathering- Max (youth member) has been weathering! Max learned a lot from weathering the HT layout and so he tried it with his own Lionel Fast track. Max brought a neatly labeled example of weathered and unweathered track. He rusted the rails and black washed the ballast area.

Historical note- Fast track had the middle rail black in past years-but not now.

Cleaning the Track- Cleaning the HT layout tracks is hard to do. We have been looking at cars that clean the track. There were several suggestions for the group for cleaning cars. The car that Bill D likes is the one that has the cleaning fluid on it called a CMX Clean



Machine. Some members suggested that perhaps putting 2 cars of the old type in tandem might work.

Electrical- We have had DCS problems since the beginning, but now all 5 loops register 8 to 10 on track signal. The problem in the system is not in the tracks. It is instead in the control panel. Some sources said that DCS will not work with modular layout- but in our experience, this is not true. Phasing problems have been solved by shortening or eliminating dead end wires.

Phasing- Eric said that phasing problems could also be caused by power and DCS being plugged into the same circuit. He verified that plugging the transformers into a different circuit improved the signal on his layout.

Resources- O-Gauge Railroad Online forum has lots of answers for this. Good idea to check out the forum.

<http://ogaugerr.infopop.cc/eve/forums>



The first pieces of Geodesic Foam are placed on the layout.

Featured Columns

Wisdom, advice, ideas and history in monthly columns.

Train Dr. Ted



From Club Member, Paul M.

Ted, just wanted to thank you once again for fixing [and lubricating] my wife's cousin's train he wants to setup for him and his son to play with. I will be helping him to get started. His son is only 4 and loves trains (big surprise). In fact, I'm the only uncle with trains, and that's all he wants to do right away at my house. We usually give his son Ben an hour of run time with Thomas before having to pry his hands off the controls...His cousins then bribe him with other activities to get his mind off the trains. Soon, Ben and his Dad can run their own train at home as much as they want.

Dr. Ted's answer:


Maintaining your motive stock with proper lubrication will make your engines last for another lifetime. Grease and oil in the right place with the right amount is your engine's best friend, in the wrong place and the wrong amount can be your engine's and track's worst enemy.

All Engines


Early, late, modern, steam, diesel, all manufacturers – the rule is oil axles, grease gears. That's it. Everything that is oiled takes one to two drops only. More than that and gravity will bring it downward to your tracks. As for grease, just a small amount will do.

Conventional Engines:

One additional place to oil on a steam engine is the armatures axle on both ends. This is the MOST IMPORTANT drop of oil that a conventional engine needs. This should be done on a



regular basis. Again, one to 2 drops on each end. More than that and the face of the armature, the commutator and brushes will clog up and the engine will run poorly or stop.



Can Motor Engines:

Grease the gears and oil the axles as for any engine. The 'can' motor should not be oiled. If it does sound like it needs oil in the motor, then you have already worn out the 'can' motor. Oiling the motor itself might prolong it's usage but only for a very short time. Replace the motor from the manufacturer. Most 'can' motors are under \$15.00.

If you have a question on repairing O-gauge trains that you would think would be of interest for other members, send an email to me at ptbrook@earthlink.net and I will try to get out a column on it. If I do not publish your question in the newsletter, I will, as usual, get back to you with an Email.

Featured Columns

Wisdom, advice, ideas and history in monthly columns.

Les and his Time Machine



Tales of the Northern Spur

One advantage of growing up in New York City, besides from being able to go to the World Series every year except '59, was to be able to go to 105 E 23rd St. If you are not familiar with the address, it was the Madison Hardware Company. You could find everything Lionel had to offer in that long, narrow store. There was a 30 foot high ceiling filled with orange and blue boxes. There also were trains wrapped in plain brown paper. This was their trademark. Lionel would send "seconds", items that had blemishes, bent axles and other defective parts, and the people at Madison Hardware would repair them and sell them in their store with the brown wrapping so you knew it was not direct from Lionel.

Madison Hardware was a three man operation. Lou was the money man (he never came out from behind the cash register). His brother Carl was stationed in the hardware section in the middle of the store. Carl's greeting was always "What can I get for you today?" You would tell him what you needed and he would ask Joe (who was always behind the mirrored door leading to the parts section) to talk to you about the parts you were looking for. Joe was their "go to" guy and would emerge from the back room with the right piece.

On one cold, snowy Saturday morning in February 1978, I took my two oldest kids with me on the LIRR to Penn Station. We then proceeded to Madison Hardware. I had asked Lou a while back for a 3530-35 pole and searchlight for the generator car. If Joe was out to lunch or not there, Lou would say "Not at this time". I walked in with the kids and Carl came up to them with lollypops.

Carl gave his usual greeting and then I asked "Did you find the 3530 pole for me?"

"No, not at this time" said Lou.

My eyes wandered around and lo and behold there was one pole and a searchlight on top of a box on the floor near the counter. I picked it up and saw the label on the big box:

For Frank S.- pick up at 10:15am.

To my amazement, a man came in dressed in a black suit, tie and coat. He said "Hi Lou, I'm here to get Frank Sinatra's trains."

I still had the part I needed in my hand. I quickly put it back on the box.

Carl said "Oh that is not for Frank."

I said "How much?"

Lou said \$5.00 plus tax. Well I could not get the money out of my pants fast enough.

The kids and I went out the front door and "Old Blue Eyes" was in front of the store in the limo with the window down. It was parked in a bus stop, I might add. He said Hi to us and we went across the street for hot dogs and orange drinks at Nedick's Frankfurter store. Then we walked back to Penn Station for the train ride home.

It was a real fun day.

Layout of the Month



Saturday, 1/17/2009, Railroadians Train Show, at the North Atlanta Trade Center. The NAOGRRC participated at the Children's Traveling Layout for all to enjoy. David, Jack, Les, and Ted brought the layout for set-up on Friday. The traveling layout, although the same surface size as in the past, 8 X 8, was redesigned to make the layout more portable. The layout can now fit in any standard size car as we eliminated the 4 X 8 sheets of plywood in favor of 2 x 2 interlocking sponge boards. Now, anyone can tote the layout to a destination. Also, we have eliminated screwing down the transformers and the control boards by using 'Velcro' on the bottom of the equipment which stuck perfectly to the carpet top. WOW!

On Saturday, the children and 'big' children were thoroughly entertained by the layout. Some innovated sound systems were added to the layout. Only one engine failed near the end of the day. Of course, that engine was repaired later in that same day at 'Train Dr. Ted's' repair center.

Thanks to the many members who showed-up to help at the Layout. The Children's Layout depends on the support of our Club member's time to give to the new young train operators and collectors of the future. Also, thanks to Legacy Station for their continued support of our equipment and for the catalogs that we 'gave' out at the train show.

MINUTES OF THE MEETING

1/15/09 7:30 PM

Attendees: see list, new members Al Connelley, Josiah Siegel

Guests: Carl King, Sarah Janusz (Frank's daughter)

Announcements- new members and guests

Group order- Les said that if any members need Lionel parts, just let him know and he is getting together a new order to save on shipping. Catalog numbers can be found in the Greenberg Book or on the Lionel website- there is a part number area of the website, or ask Les- he knows the part numbers! Bill D.- said that if you by chance order a part from Les that is not what you want- maybe we can use it on the layout.

Secretary's Report-Cookie announced the minutes and the newsletter- draft name of the newsletter is "Clear Track Ahead". Ted says this is really moving us forward as a club.

Meeting Time- Meetings have always been at 7:30pm, but we want to get them down to 15 minutes. We will make the business meeting at 7pm now. Remember that you can come as early as you want to meet and greet and work on the layout. This will give us more time to run trains on the layout after the meeting.

Book and DVD Library- all organized by Frank J (thank you). There are now 3 sign-up notebooks spread out by alphabet. We now have 2 more Extreme Trains episodes out of the 8 telecast so far.

For Sale- Rick announced a person that is selling 4 O-Gauge engines.

Train in Iraq- big hit over there. More pictures are coming- after they fix the computer virus over there. They cut the whistle wire to solve the phase problem (60 cycles in train/ 50 cycles in Europe).

Invitation to bring your trains and run them on the layout. Hobby Town likes for us to run them.

Next Club meeting is 2/19/09. Come early as the "Business" meeting's new starting time is now at 7pm - don't forget!

Cookie Hanna, Secretary, NAOGRRC

Thank you from Iraq

We received a card from Sergeant Dunn thanking the club for the train set we sent over to Iraq. The card is transcribed here and we will pass the actual card around at our next meeting.



Here's the card:

I would like to thank everyone in the North Atlanta O-Gauge Railroad Club for their help in making a lot of troops smile when they saw the train that you sent. Many said it seemed more like home, the way we set it up and kept improving on it. I had several [soldiers] ask me what size it is and who it was made by because they had kids, nieces and nephews that they thought would like something like it. God bless you all. Have a very Merry Christmas and very Happy New Year.

SSG Dunn, U.S. Army

Children's Layout

Thanks to the new Children's Layout Team Leader- Dave Hyman

Dave H. announced the Norcross 36th Atlanta Model Train and Railroadiana show this Saturday 1/17/09. Several members are assisting.

We have 2 shows on the books; April 4 and 5 (Great Train Expo), and August 8, both at the North Atlanta Trade Show. Future Children's layout revisions- we will be reworking the layout to 2x2 squares to make it more portable.



Want a Shirt?

NAOGRRC Shirts are available

If you want a shirt- see Dave H. He has some shirts on hand for \$11. He has most sizes. We want to wear the shirts when we are working at HT because if we go to the stockroom or in the layout, it helps the HT workers know who we are.

C A L E N D A R

January 2009						
Sun	Mon	Tue	Wed	Thu	Fri	Sat
4	5	6	7	8	9	10
11	12	13 6-9 PM Work	14	15 Club Meeting No Work	16	17 Train Meet No Work
18	19 MLK Holiday	20 6-9 PM Work	21	22 6-9 PM Work	23	24 9:30 AM - 2 PM Work
25	26	27 6-9 PM Work	28	29 6-9 PM Work	30	31 No Work - Sched. Conflict
FEBRUARY 2009						
1 Super Bowl Sunday	2	3 6-9 PM Work	4	5 6-9 PM Work	6	7 9:30 AM - 2 PM Work